

狀態:	New	開始日期:	2024-04-23
優先權:	Normal	完成日期:	
被分派者:	Chifu Chung	完成百分比:	0%
分類:		預估工時:	0:00 小時
版本:		耗用工時:	0:00 小時

概述

1. A1模組影像資料產生及模型訓練

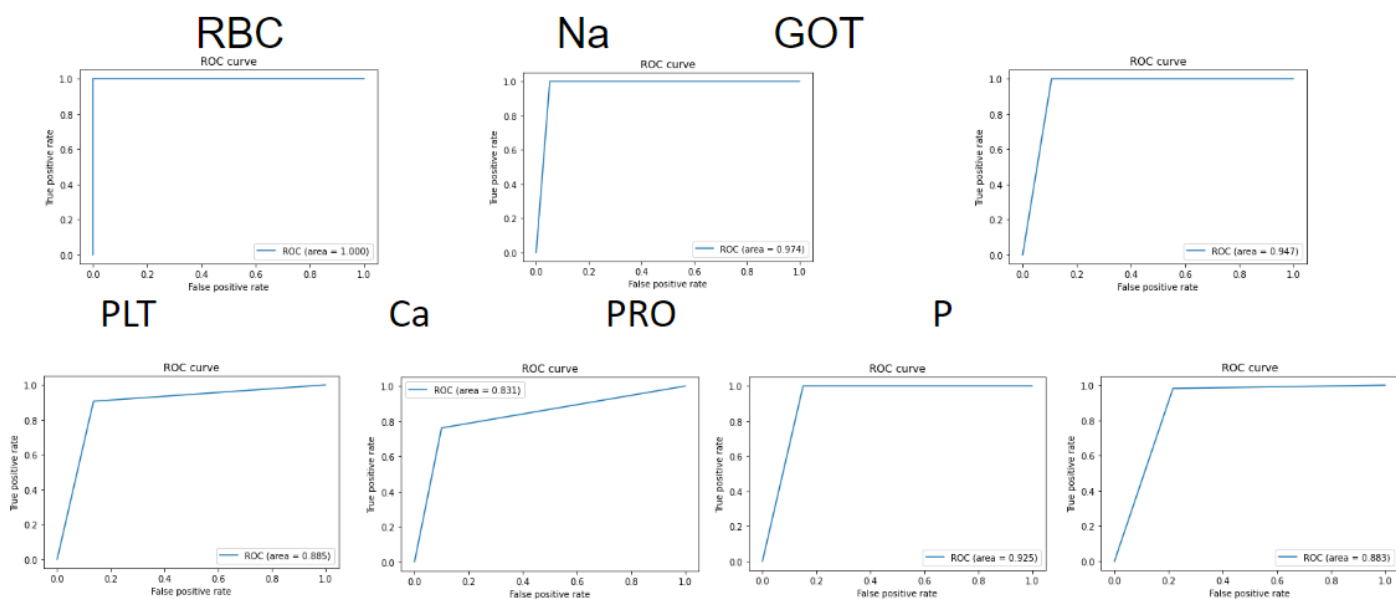
目前結果 :格拉姆角場(Gramin Angular Field, GAF)

測試集1為12月中10%之資料，測試集2為8、9、10月中之資料

模組 : A1	測試集1 Accuracy	測試集1 Precision	測試集1 Recall	測試集1 F1-Score	測試集2 Accuracy	測試集2 Precision	測試集2 Recall	測試集2 F1-Score
RBC	100%	100%	100%	100%	48.37%	43.95%	45.06%	44.50%
Na	96.70%	94.83%	100%	97.35%	52.91%	54.24%	61.38%	57.59%
GOT	91.21%	89.33%	100%	94.36%	57.21%	78.85%	60.45%	68.44%
PLT	87.91%	86.44%	94.44%	90.27%	48.12%	67.63%	53.16%	59.53%
Pro	91.21%	84.91%	100%	91.84%	40.00%	40.98%	64.43%	50.10%
P	90.11%	78.38%	96.67%	86.575	53.84%	73.60%	52.59%	61.34%
Ca	86.81%	90%	92.65%	91.30%	63.25%	69.98%	66.40%	68.15%

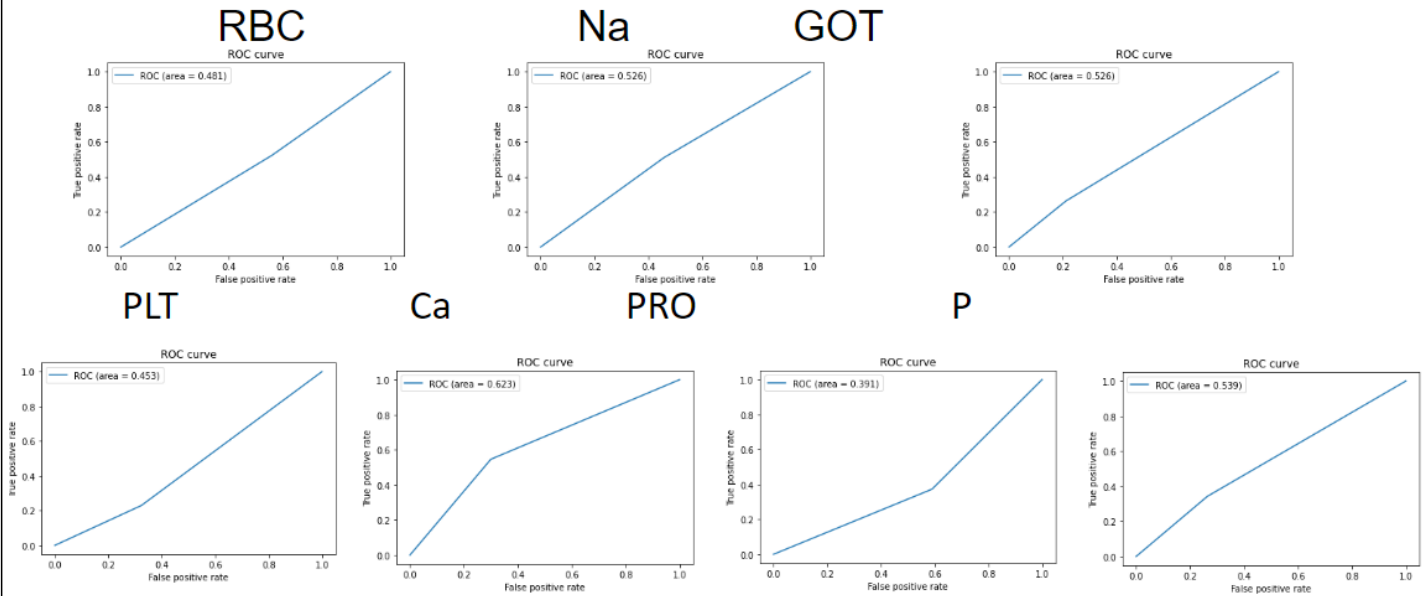
1. A1模組影像資料產生及模型訓練

目前結果 :格拉姆角場(Gramin Angular Field, GAF)-測試集1



1. A1模組影像資料產生及模型訓練

目前結果 :格拉姆角場(Gramin Angular Field, GAF) -測試集2



1. A1模組影像資料產生及模型訓練

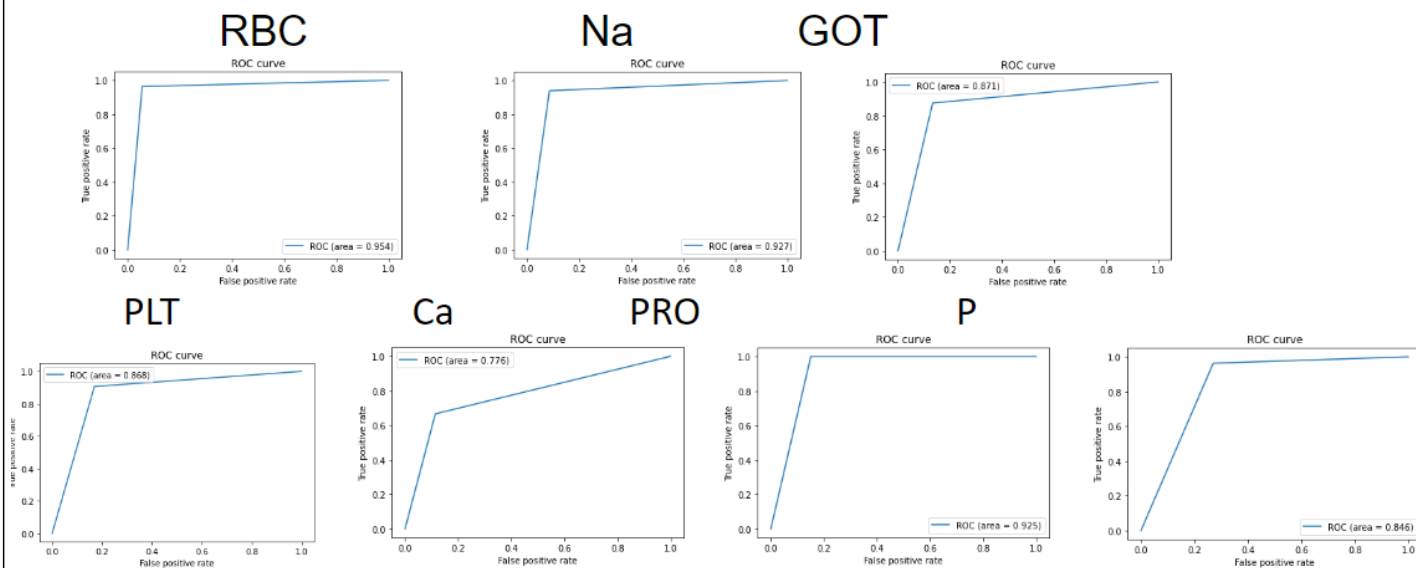
目前結果 :馬可夫轉換場(Markov Transition Field, MTF)

測試集1為12月中10%之資料，測試集2為8、9、10月中之資料

模組 : A1	測試集1 Accuracy	測試集1 Precision	測試集1 Recall	測試集1 F1-Score	測試集2 Accuracy	測試集2 Precision	測試集2 Recall	測試集2 F1-Score
RBC	95.60%	94.44%	94.44%	94.44%	55.12%	30.12%	54.22%	38.73%
Na	92.31%	91.38%	96.36%	93.81%	59.77%	76.33%	63.13%	69.11%
GOT	86.81%	86.67%	97.01%	91.55%	55.23%	77.87%	59.07%	67.18%
PLT	85.71%	83.05%	94.23%	88.29%	57.33%	71.55%	60.24%	65.41%
Pro	91.21%	84.91%	100.00%	91.84%	43.14%	36.23%	72.70%	48.36%
P	86.81%	72.97%	93.10%	81.82%	48.84%	54.21%	48.74%	51.33%
Ca	83.52%	88.57%	89.86%	89.21%	60.47%	82.61%	60.92%	70.12%

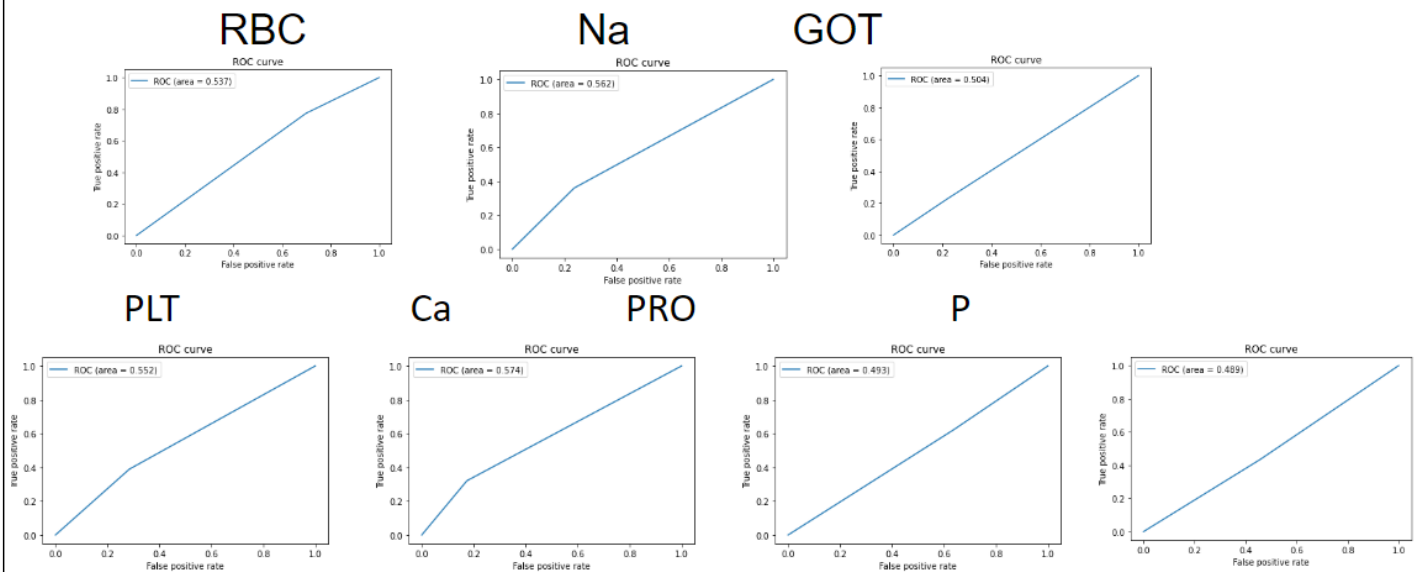
1. A1模組影像資料產生及模型訓練

目前結果 :馬可夫轉換場(Markov Transition Field, MTF)-測試集1



1. A1模組影像資料產生及模型訓練

目前結果 :馬可夫轉換場(Markov Transition Field, MTF)-測試集2



1. A1模組影像資料產生及模型訓練

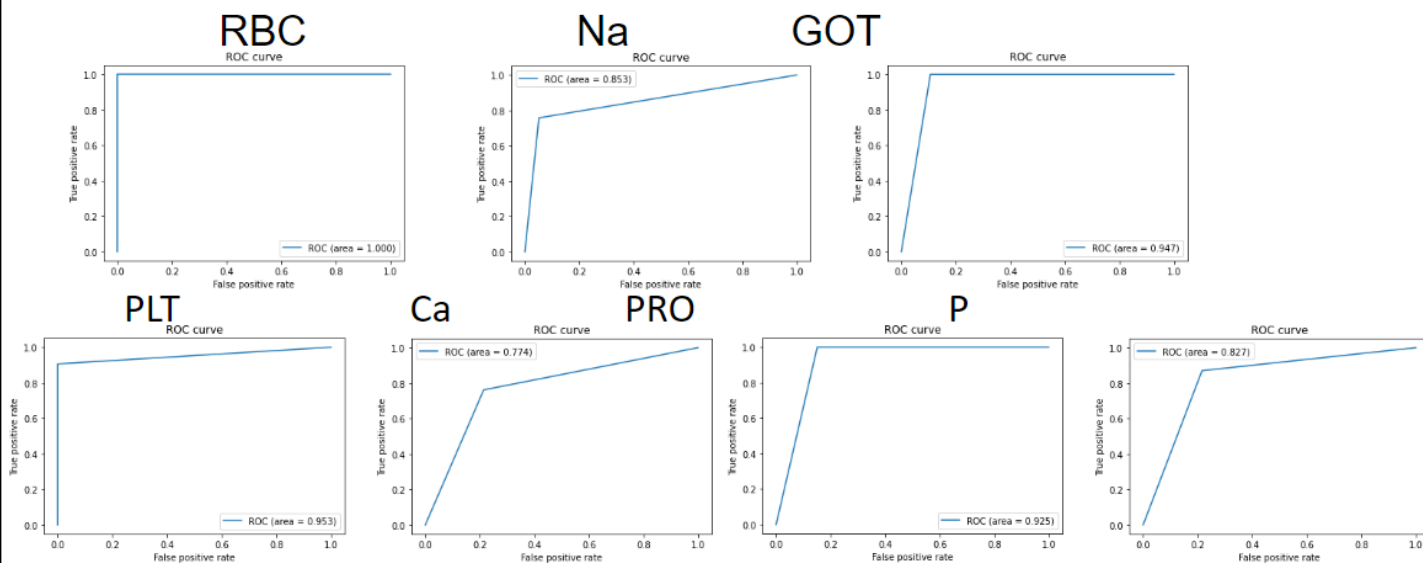
目前結果 : 遞迴圖(Recurrence Plots, RP)

測試集1為12月中10%之資料，測試集2為8、9、10月中之資料

模組 : A1	測試集1 Accuracy	測試集1 Precision	測試集1 Recall	測試集1 F1-Score	測試集2 Accuracy	測試集2 Precision	測試集2 Recall	測試集2 F1-Score
RBC	100.00%	100.00%	100.00%	100.00%	66.74%	64.20%	64.84%	64.52%
Na	91.21%	89.33%	100.00%	94.37%	55.70%	83.40%	58.69%	68.90%
GOT	87.91%	94.83%	87.30%	90.91%	53.49%	58.97%	60.90%	59.92%
PLT	96.70%	100.00%	95.16%	97.52%	44.77%	58.97%	50.89%	54.63%
Pro	91.21%	84.91%	100.00%	91.84%	40.00%	32.59%	69.59%	44.40%
P	83.52%	78.38%	80.56%	79.45%	43.49%	53.04%	44.34%	48.30%
Ca	78.02%	78.57%	91.67%	84.62%	58.72%	51.76%	67.20%	58.48%

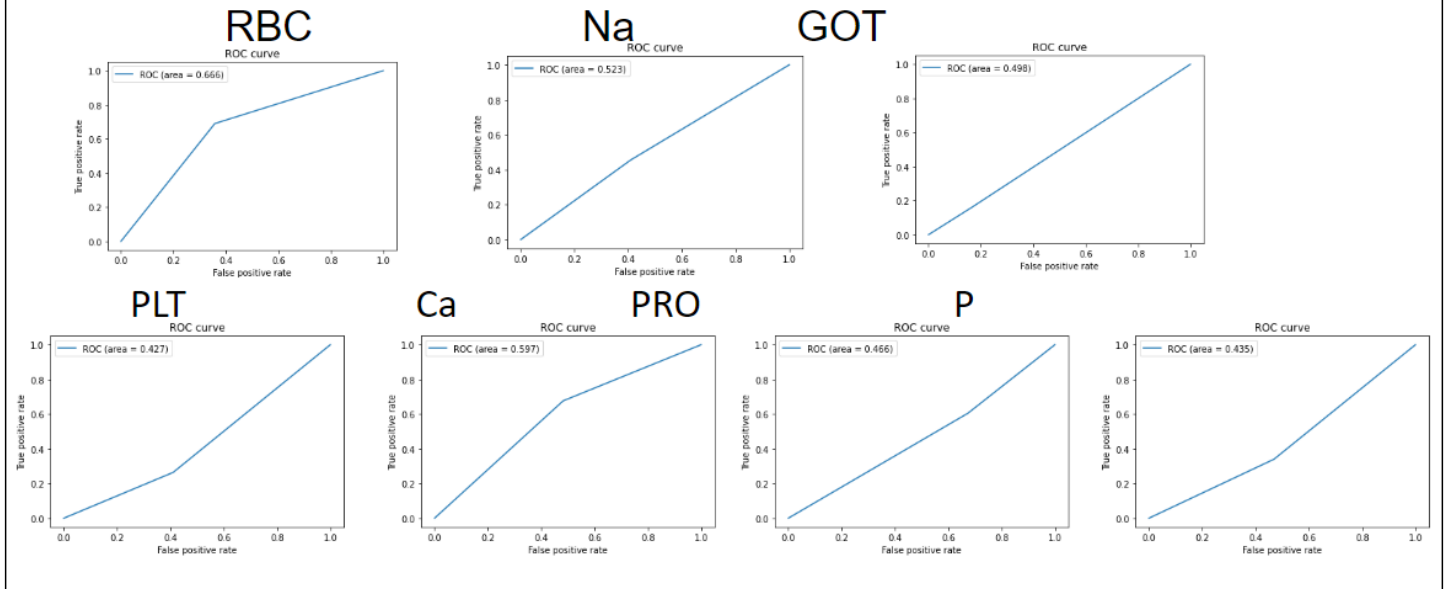
1. A1模組影像資料產生及模型訓練

目前結果 : 遞迴圖(Recurrence Plots, RP)-測試集1



1. A1模組影像資料產生及模型訓練

目前結果:遞迴圖(Recurrence Plots, RP)-測試集2



檔案

clipboard-202404231737-gn9o8.png	95.1 KB	2024-04-23	Chifu Chung
clipboard-202404231737-jsjbn.png	93.1 KB	2024-04-23	Chifu Chung
clipboard-202404231737-x8zzq.png	104 KB	2024-04-23	Chifu Chung
clipboard-202404231737-oik7y.png	96.8 KB	2024-04-23	Chifu Chung
clipboard-202404231737-8zl2f.png	94.9 KB	2024-04-23	Chifu Chung
clipboard-202404231737-p3dd1.png	99 KB	2024-04-23	Chifu Chung
clipboard-202404231737-gtuyc.png	93 KB	2024-04-23	Chifu Chung
clipboard-202404231737-qgaa4.png	93.7 KB	2024-04-23	Chifu Chung
clipboard-202404231737-yiwhz.png	101 KB	2024-04-23	Chifu Chung